

TIPS FOR SPARKLING CLEAN, ODOR-FREE *Results.*



Glass & stainless steel

Spray then wipe with a clean dry cloth or paper towel until the surface is 100% dry (Force of Nature doesn't contain drying accelerants like ammonia-based products).



Soap scum

Soap scum builds up in layers, so depending on the amount of build up, you may need a mild abrasive like baking soda with your scrub brush the first couple of times to break down the layers.



Grease & oil

Saturate surface then wipe thoroughly with a clean dry cloth or paper towel. If you have a lot of grease, spray, then let sit two minutes before wiping.




Deodorizing

Saturate the source of the odor thoroughly then let dry naturally without rinsing.



Floors

Force of Nature in a refillable spray mop is your new best friend. If your floors are made from a material other than wood, sealed stone, porcelain, ceramic, vinyl or laminate, first test in an inconspicuous spot.



Colorfast rugs, furniture, clothing

First test in an inconspicuous spot to ensure the item is colorfast. As with any stain remover, the sooner you treat the stain the better. And don't use on fabric that says "use non-chlorine bleach only".

One cleaner ENDLESS USES



Pets

- + Bowls
- + Crates and pens
- + Litterboxes
- + Gear



Babies & Kids

- + Pacifiers
- + Highchairs
- + Toys
- + Strollers
- + Car seats
- + Backpacks
- + Lunchboxes
- + Sippy cups
- + Stinky athletic gear
- + Shoes



Outdoors

- + Camping gear
- + Patio furniture
- + Grills
- + Grill Tools



Household

- + Humidifiers
- + Toothbrushes
- + Water bottles
- + Thermoses
- + Makeup brushes
- + Sponges

Scan for more tips!



SAVE ON CAPSULES

Lock in 17% off and free shipping with Activator Capsule subscriptions on ForceofNatureClean.com. Change or cancel anytime.



Pet-friendly



No toxic chemicals



Planet-friendly



We're here to help!
Reach out to us at 888-985-8099 or
support@ForceofNatureClean.com

QUICK START GUIDE

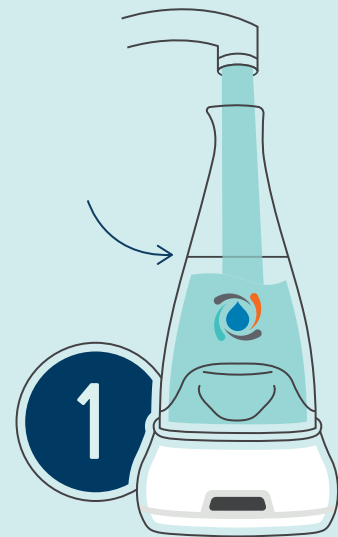


What's in your box


- + Electrolyzer Appliance
- + Spray Bottle
- + Power Cord
- + Activator Capsules
- + Quick Start Guide
- + User Manual



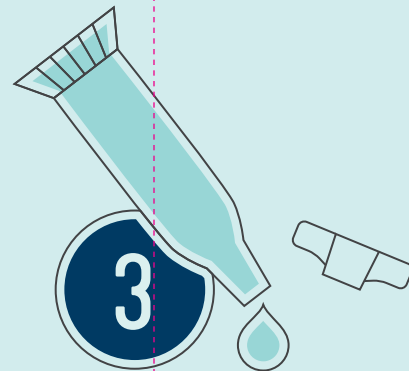
How to MAKE YOUR CLEANER



1
Fill
Ensure the rubber cover is covering the power jack on the back of the Electrolyzer.
Fill to the line on the back of the appliance with cool water.



2
Plug
Plug the power cord into the Electrolyzer and into the outlet.



3
Squeeze
Squeeze in the full contents of one Activator Capsule.
Wait 10 seconds for the solution to disperse.



4
Press
Press the start button on the front of the Electrolyzer once.
Blue lights will begin pulsing, then will transition to green.
The cleaner will be ready after the light ring is completely green, in about 6-8 minutes.


Psst...
what's the deal with those bubbles anyway?
Check it out next door!



5
Pour
Unplug the Electrolyzer and pour your cleaner into the spray bottle.
Rinse the Electrolyzer with water and immediately plug it back in.
Hit the start button twice quickly to start your day counter.*

**FOR KIDS
Only**


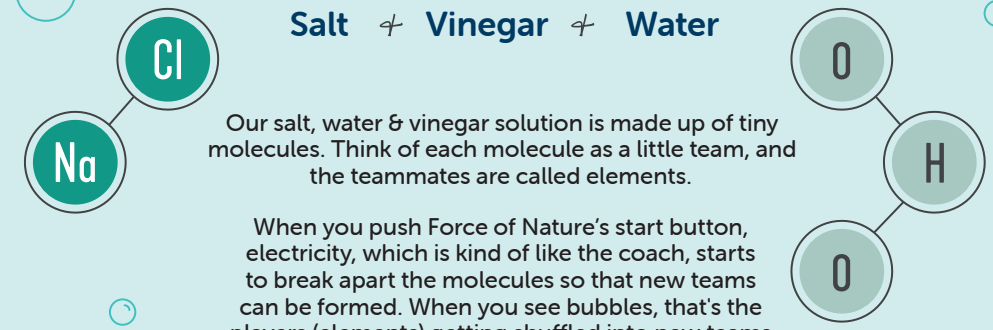
LET'S MEET



Salt + Vinegar + Water

Our salt, water & vinegar solution is made up of tiny molecules. Think of each molecule as a little team, and the teammates are called elements.

When you push Force of Nature's start button, electricity, which is kind of like the coach, starts to break apart the molecules so that new teams can be formed. When you see bubbles, that's the players (elements) getting shuffled into new teams (molecules). When the light turns green, voila! You've got 2 new winning teams ready to take on just about any gross, sticky mess you can think of.



Electrolyzer Color Light Codes

- BLUE**
Your cleaner is being made.
- GREEN**
Your cleaner is ready.
- YELLOW**
Your cleaner has two days remaining.

- HALF RED**
Make sure you filled the Electrolyzer up to the line with water and one Capsule, waited 10 seconds after adding the Capsule, and that you're using the right power cord.
- RED**
Your cleaner has expired or the electrolyzing process did not properly complete.

Day Counter



Force of Nature maintains its cleaning power for two weeks. To help you keep track of time, there is a light ring around the bottom of the Electrolyzer. Every two days, one section of the green lights will shut off. When you have only two days left, the one remaining green light will turn to yellow. At day 14, the entire base will be red, indicating your cleaner has expired—time to make a fresh batch!

*Note: If you don't want to keep Force of Nature plugged in, you can write the expiration date with a non-permanent marker in the space on the back of the Spray Bottle. Store your cleaner at room temperature away from direct sunlight.
Force of Nature is not intended for use by children without adult supervision. Review the User Manual before using this product.

