


# For Kids Only


What's the science behind those bubbles?



**TEAM WATER**

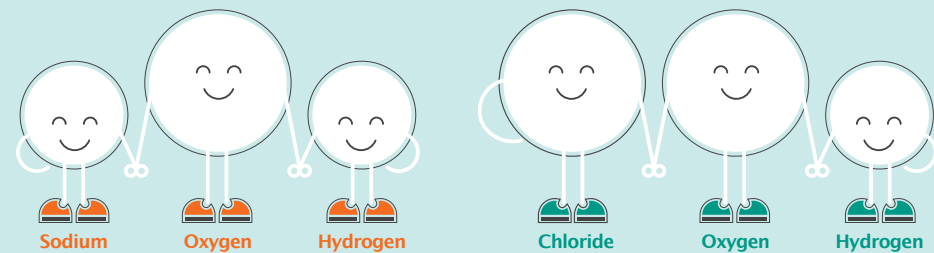
**TEAM SALT**

The salt, water and vinegar solution is made up of tiny molecules. Think of each molecule as a little team and the team members are called elements.



When you push Force of Nature's start button, an electrical current breaks apart the molecules. The bubbles are the elements getting ready to form new teams. The vinegar's job is to create just the right playing field for the new teams to form by lowering the acidity of the solution.

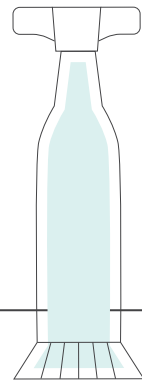
Now the elements bond into new teams, each with a new goal.



**TEAM SODIUM HYDROXIDE**  
MISSION: To clean messes big and small

**TEAM HYPOCHLOROUS ACID**  
MISSION: To kill off nasty germs and odors

SUBSCRIBE + SAVE




## Save on Force of Nature Activator Capsules


To make sure you never run out, try our Subscribe + Save program today at [www.forceofnatureclean.com](http://www.forceofnatureclean.com)



**KID FRIENDLY**



**PET FRIENDLY**



**NO TOXIC CHEMICALS**

## FAQs

### EPA registered — what does that mean?

All disinfectants and sanitizers are required to be registered with the EPA. The EPA ensures that a product that says it kills germs really does. Disinfectants are tested using standard protocols by approved labs and reviewed by the EPA for safety and efficacy. Suppliers, purity, concentration and processing of all individual ingredients are also reviewed.

### The Force of Nature label looks like most other disinfectants, why?

The EPA mandates specific language for any disinfectant, whether the product is bleach or Force of Nature.

Questions? We're here to help. Contact us at **888-985-8099** or [support@ForceofNatureClean.com](mailto:support@ForceofNatureClean.com)



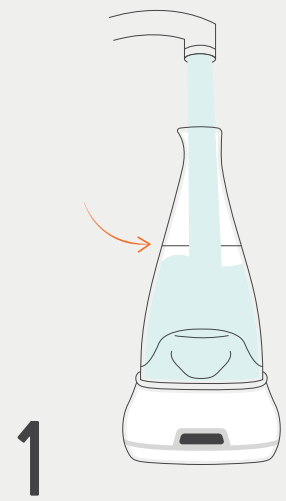
# Quick Start Guide

In This Box

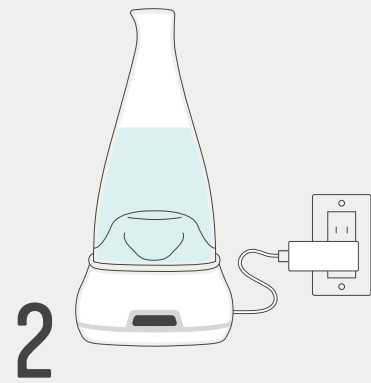
Electrolyzer, Spray Bottle, Power Cord, Activator Capsules, Quick Start Guide, User Manual/Supplemental Information



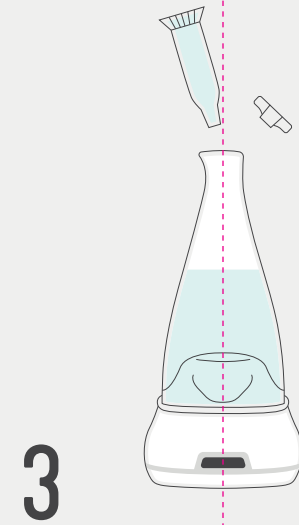
## How to Make Your Cleaner




**1** Ensure the rubber cover is covering the power jack on the back of the Electrolyzer.  
Fill to the line on the back of bottle with cool water.



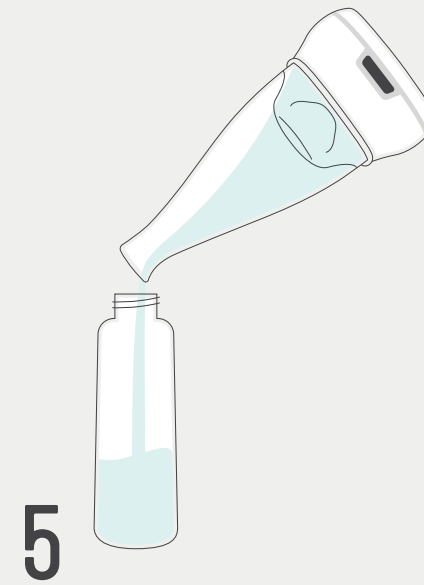
**2** Plug the power cord into the Electrolyzer and into the outlet.



**3** Squeeze in the full contents of one Activator Capsule.  
Wait 10 seconds for the solution to disperse.

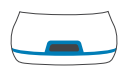


**4** Press the start button on the front of the Electrolyzer once.  
Blue lights will begin pulsing, then will transition to green.  
The cleaner will be ready after the light ring is completely green, in about 9 minutes.

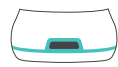


**5** Unplug the Electrolyzer and pour your cleaner into the Spray Bottle.  
Rinse the Electrolyzer with water before plugging it back in.  
Hit the start button twice quickly to start your day counter.\*

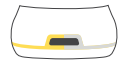
## Electrolyzer Color Light Codes



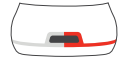
**BLUE:** Your cleaner is being made.



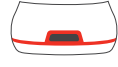
**GREEN:** Your cleaner is ready.



**YELLOW:** Your cleaner has two days remaining.



**HALF RED:** The Electrolyzer has not been properly filled with water and/or a Capsule.

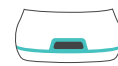


**ALL RED:** The cleaner has expired or the electrolyzing process did not properly complete.

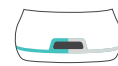
*Force of Nature is not intended for use by children without adult supervision. Review the User Manual before using this product.*

## Day Counter

Force of Nature maintains its cleaning power for two weeks. To help you keep track of time, there is a light ring around the bottom of the Electrolyzer. Every two days, one section of the green lights will shut off. When you have only two days left, the one remaining green light will turn to yellow. At day 14, the entire base will be red, indicating your cleaner has expired — time to make a fresh batch!



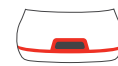
DAY 1



DAY 3



DAY 12



DAY 14+

\*Note: If you don't want to keep Force of Nature plugged in, you can write the expiration date with a non-permanent marker in the space on the back of the Spray Bottle. Store your cleaner at room temperature away from direct sunlight.

## Cleaning and Disinfecting Tips

**GLASS AND STAINLESS STEEL** Force of Nature doesn't contain drying accelerants like ammonia or alcohol-based products, so the trick is to spray then wipe with a clean dry cloth or paper towel until the surface is 100% dry.

**SOAP SCUM** Soap scum builds up in layers, so depending on build up and surface porosity, you may need a mild abrasive like baking soda with a scrub brush the first couple of times to break down the layers.

**GREASE AND OIL** Saturate surface then wipe thoroughly with a clean dry cloth or paper towel. If you have a lot of grease, spray, then let sit 2 minutes before wiping.

**PET ACCIDENTS** First test in an inconspicuous spot to ensure the rug is truly colorfast. Start by removing as much of the soil as possible. Then saturate the area (if the accident got to the back of the rug, you want to saturate that too), then let dry without rinsing.

**SPORTS GEAR** For the first treatment, fully saturate the surface, then let dry without rinsing. After that, spray after each use to keep that eye-watering stench from returning.

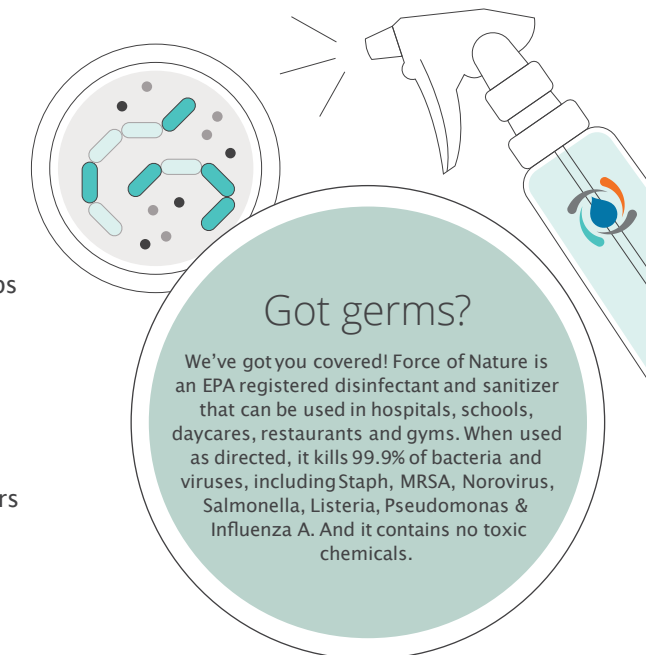
**FLOORS** A refillable spray mop with a machine-washable pad and Force of Nature can be your new best friends. You can finally skip that rinsing step —YAY! If your floors are made from a material other than wood, sealed stone, porcelain, ceramic, vinyl or laminate, first test in an inconspicuous spot.

**COLORFAST RUGS, FURNITURE, CLOTHING** Always first test in an inconspicuous spot to ensure the item is truly colorfast. As with any stain remover, the sooner you treat the stain the better! And don't use on fabric that says "use non-chlorine bleach only".

**DEODORIZING** To stop odors, spray the source of the odor thoroughly. Kitty litter, you've met your match.

## Clean These Messes Too

- Baby gear: pacifiers, highchairs, bibs, toys, strollers, carseats
- Makeup brushes
- Thermoses, straw cups and sippy cups
- Humidifiers
- Camping gear
- Backpacks and lunchboxes
- Bath toys
- Bonus use! Help your fresh cut flowers last longer by adding a few ounces to the water in your vase.



### Got germs?

We've got you covered! Force of Nature is an EPA registered disinfectant and sanitizer that can be used in hospitals, schools, daycares, restaurants and gyms. When used as directed, it kills 99.9% of bacteria and viruses, including Staph, MRSA, Norovirus, Salmonella, Listeria, Pseudomonas & Influenza A. And it contains no toxic chemicals.