

Quick Start Guide

In This Box

- Base & Power Cord
- Spray Bottle
- Activator Bottle
- Quick Start Guide
- 5 Activator Capsules
- User Manual

Force of Nature is not intended for use by children without adult supervision.

Review the User Manual before using this product.

Cleaning Tips

- Glass & stainless steel: Force of Nature doesn't contain drying accelerants, so we suggest spraying then wiping thoroughly with a clean dry cloth or paper towel.
- Soap scum: Depending on build up & surface porosity, you may need a mild abrasive like baking soda with a scrub brush.
- Spills on rugs, furniture, clothing: 1st test in an inconspicuous spot for color-fastness.
- Set in odors on rugs or sports gear: 1st time: saturate all the layers that have been soiled, then let dry. Ongoing: spray after each use.
- On grease & oil: Thoroughly saturate surface.

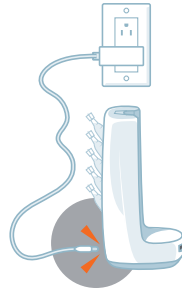
Don't forget that you can use Force of Nature to:

- Deodorize trash cans, diaper pails, cat litter, shoes, athletic gear.
- Clean baby gear: pacifiers, highchairs, bibs, toys, strollers, carseats.

Force of Nature keeps its power for 2 weeks, so the display on the base will count down 14 days starting from the day you made it. If you don't want to keep Force of Nature plugged in, just write the expiration date with a non-permanent marker in the space on the back of the Spray Bottle. Store your cleaner at room temperature away from direct sunlight.

How To Use Force of Nature

1



Plug the power cord into the base.

2



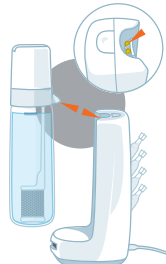
Open the flip top of the Activator bottle.

3



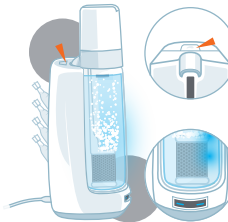
Squeeze in full contents of Activator Capsule.

4



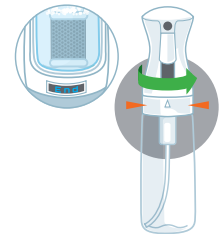
Close the cap. Connect the contacts on the bottle to the contacts on the base.

5



Press the start button. You'll see a blue light & bubbles as the display counts down to zero. When display says "END" the cleaner is ready. Process solution for only one cycle.

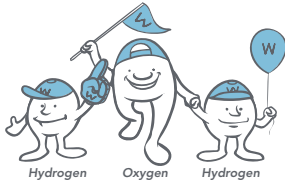
6



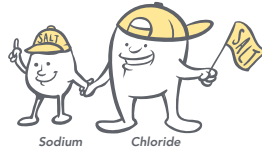
Pour contents of Activator Bottle into the Spray Bottle & put on the sprayer.

For Kids Only: what's the science behind those bubbles?

- 1 The salt, water and vinegar solution is made up of tiny molecules. Think of each molecule as a little team and the team members are called elements.




Team WATER

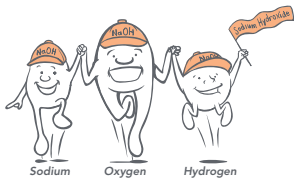


Team SALT

- 2 When you push Force of Nature's start button, an electrical current breaks apart the molecules. The bubbles are the elements getting ready to form new teams.

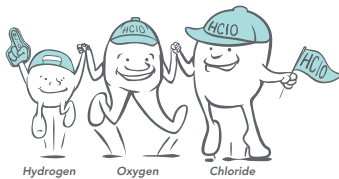


- 3 Now the elements bond into new teams, each with a new goal. The vinegar's job is to create just the right playing field for the new teams to form by lowering the acidity of the solution.



Team Sodium Hydroxide

Mission: To clean messes big & small



Team Hypochlorous Acid

Mission: To kill off nasty smells

Troubleshooting Tips

If error (ERR) message appears, wait 10 seconds then press Start Button twice at the top of the Activator Base and release.

If nothing happens after pressing the Start Button, unplug the base, wait 20 seconds, then plug the base back in again and ensure that the Activator Bottle is correctly placed on the contacts on the Base. Press the Start button again.

If you want to make more than 1 bottle at a time, unplug the base for 10 seconds, then plug it back in before making your second bottle.

Save on Force of Nature Activator Capsules

To make sure you never run out, try our

Subscribe & Save program

today at www.forceofnatureclean.com

Any questions?

Contact us at 888-985-8099 or

Support@ForceofNatureClean.com